

Troubleshooting Guide





ATTENTION! Do not use the machine before you have read and understood the Instructions for use manual

The machine doesn't work as it should?



1 Check the Diesel fuel tank level / LPG bottle charge. In case re-fill/ change the LPG Bottle



2 Check that engine starting battery is fully charged




3 Brake pedal disengaged to operate. Circuit breakers must be all armed



4 Tow valve lever must be in the proper position

The suction doesn't work as it should?



1 Check the height of the squeegee by adjusting the castor wheels



2 Check squeegee hose clean and not clogged by debris



3 Recovery tank seal cover must correctly installed and in good condition



4 Inspect the squeegee blades for cuts or chunks


The machine doesn't clean as it should?



1 Open broom door compartment and check presence of roped or debris that can block it



2 Check if the right solution/clean water tap is open



3 Solution valve must be open and solution flow pump hoses filled



4 If necessary open the solution filter cage and clean the net


The brushes don't work as they should?



1 Remove and clean the brushes. Check they rotates and touch the floor properly



2 Make sure that deck and squeegee are moving down when pressing the button



3 Adjust the water flow



4 Adjust the detergent percentage