


Troubleshooting Guide





ATTENTION! Do not use the machine before you have read and understood the Instructions for use manual


The machine doesn't work as it should?



1 Check if the power cable is correctly connected.



2 Check if the battery is charged.



3 Check if the fuse isn't burnt out.



4 Check if the programs selector is damaged or has the right function selected.

The suction doesn't work as it should?



1 Check if the suction hose is correctly installed and cleaned.



2 Open the recovery tank and check if the vacuum grid and gasket are cleaned.



3 Check if squeegee blades are aged or dirty.



4 Check if the fuse isn't burnt out.


The machine doesn't clean as it should?



1 Check if the programs selector has the right function selected.



2 Check if the solution valve is dirty/clogged.



3 Check if the solution reduction fitting is dirty/clogged.



4 Check brush/pad condition

The brushes don't work as they should?



1 Check if the fuse has triggered.



2 Check if there are external materials avoiding brush rotating.