

Troubleshooting Guide





ATTENTION! Do not use the machine before you have read and understood the Instructions for use manual

The machine doesn't work as it should?




1 Check if the power cable is correctly connected and check if the battery is charged



2 Restart the machine without pressing the drive pedal.




3 Check floor inclination is not exceeding specifications.



4 Check if the electromagnetic brake is locking.

The suction doesn't work as it should?



1 Check if the suction hose is correctly installed and cleaned.



2 Open the recovery tank and check the debris tray and float are clean and working.



3 Check if squeegee blades are damaged or dirty.




4 Check the lid gasket is in good and working condition and sealing when lid is closed.

The machine doesn't clean as it should?



1 Check if you have the right detergent and water settings.



2 Check if the solution valve is open.



3 Check if the solution filter is cleaned.



4 Check the EcoFlex™ system is cleaned, eventually purge the system.

The brushes don't work as they should?



1 Check if there isn't any brush motor overload "WARNING ALARM F2" on the display.



2 Check if the brush are correctly installed and not worn out or if there are external materials avoiding brush rotating.



3 Check if the green switch Led of the One-Touch button is flashing. Wait until the light is steady.