


# Troubleshooting Guide





**ATTENTION! Do not use the machine before you have read and understood the Instructions for use manual**

**The machine doesn't work as it should?**



1 Check battery charge gauge.



2 Check that the drive pedal is responding and all circuit breakers are armed.




3 Check battery cables are well connected together.



4 Recovery tank seal cover must correctly installed and in good condition.

**The suction doesn't work as it should?**



1 Check if the suction hose is correctly installed and cleaned.



2 Open the recovery tank and check if the vacuum grid and gasket are cleaned.



3 Check if squeegee blades are damaged or dirty.




4 Close the recovery tank cover properly and/or verify the gasket wear.


**The machine doesn't clean as it should?**



1 Check if you have the right water settings.



2 Check if the solution tap is open.



3 Check if the solution filter is cleaned.

**The brushes don't work as they should?**



1 Check if the brush are correctly installed and not worn out.



2 Check if there isn't any brush motor overload i.e. 3 battery Ledflash simultaneously.



3 Check if there are external materials avoiding brush rotating.