

Troubleshooting Guide





ATTENTION! Do not use the machine before you have read and understood the Instructions for use manual

The machine doesn't work as it should?



1 Check if the power cable is correctly connected.



2 Check if the battery is charged.




3 Turn the ignition key to "0", then try to start the machine without pressing the paddle.



4 Check if the surfaces has a gradient exceeding the specifications.

The suction doesn't work as it should?



1 Check if the suction hose is correctly installed and cleaned.



2 Open the recovery tank and check if the vacuum grid and gasket are cleaned.




3 Check if squeegee blades are damaged or dirty.




4 Close the recovery tank cover properly and/or verify the gasket wear.


The machine doesn't clean as it should?



1 Check if you have the right detergent and water settings.



2 Check if the solution/clean water tap is open.




3 Check if the solution filter is cleaned.



4 Check if there isn't any dirt in the EcoFlex™ system.


The brushes don't work as they should?



1. Check if the brushes are correctly installed and not worn out.



2. Check if there isn't any brush motor overload i.e. 3 battery Ledflash simultaneously.



3. Check if there are external materials avoiding brush rotating.